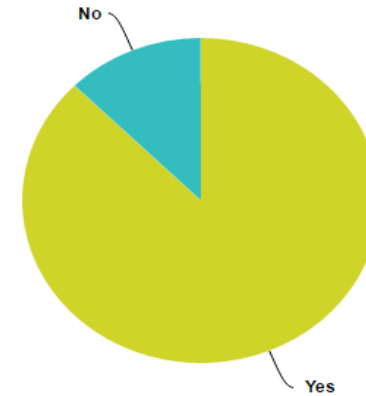
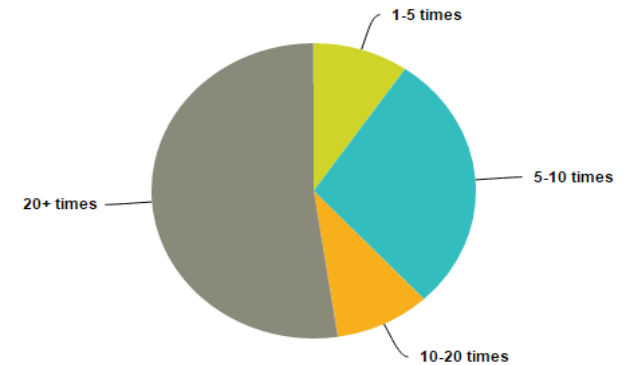


DKRK Survey of Program Use
July 2016 through September 30, 2016

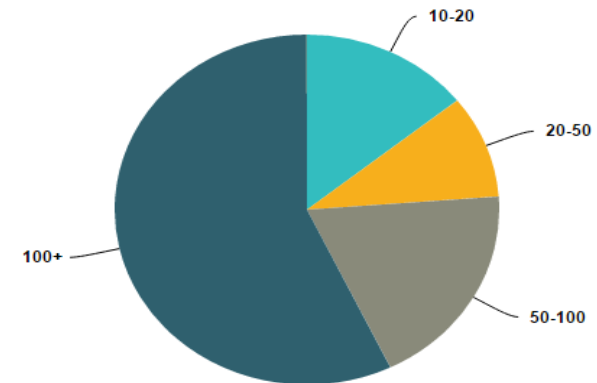
| 1. Do you use the DriveKind RideKind program as part of your instruction? | | |
|---|------------------|----------------|
| Answer Options | Response Percent | Response Count |
| Yes | 87.5% | 21 |
| No | 12.5% | 3 |
| <i>answered question</i> | | 24 |
| <i>skipped question</i> | | 1 |



| 2. If Yes, how many times have you shown the video? | | |
|---|------------------|----------------|
| Answer Options | Response Percent | Response Count |
| 1-5 times | 9.5% | 2 |
| 5-10 times | 28.6% | 6 |
| 10-20 times | 9.5% | 2 |
| 20+ times | 52.4% | 11 |
| <i>answered question</i> | | 21 |
| <i>skipped question</i> | | 4 |



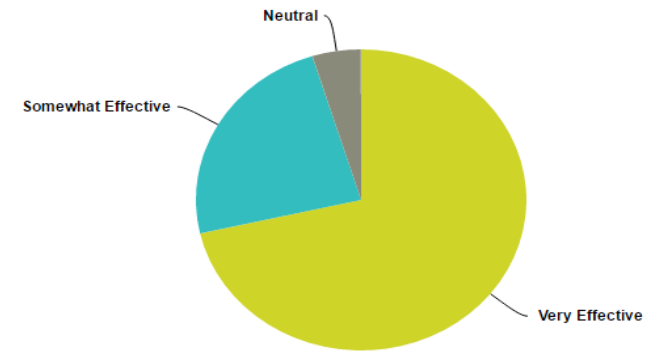
| 3. How many students have seen the video? | | |
|---|------------------|----------------|
| Answer Options | Response Percent | Response Count |
| 5-10 | 0.0% | 0 |
| 10-20 | 14.3% | 3 |
| 20-50 | 9.5% | 2 |
| 50-100 | 19.0% | 4 |
| 100+ | 57.1% | 12 |
| <i>answered question</i> | | 21 |
| <i>skipped question</i> | | 4 |



DKRK Survey of Program Use
July 2016 through September 30, 2016

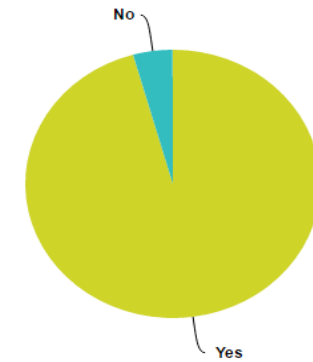
4. How effective would you say the program is at changing perceptions?

| Answer Options | Response Percent | Response Count |
|--------------------------|------------------|----------------|
| Very Effective | 71.4% | 15 |
| Somewhat Effective | 23.8% | 5 |
| Ineffective | 0.0% | 0 |
| Neutral | 4.8% | 1 |
| <i>answered question</i> | | 21 |
| <i>skipped question</i> | | 4 |



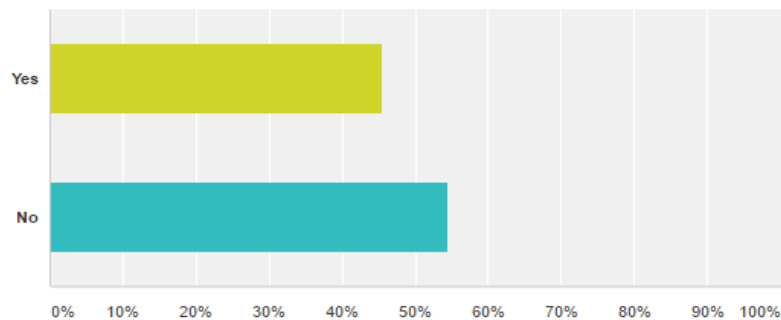
5. Will you continue to use the program in your instruction?

| Answer Options | Response Percent | Response Count |
|--------------------------|------------------|----------------|
| Yes | 95.7% | 22 |
| No | 4.3% | 1 |
| <i>answered question</i> | | 23 |
| <i>skipped question</i> | | 2 |



6. Do you have use for a Spanish-subtitled version of the video?

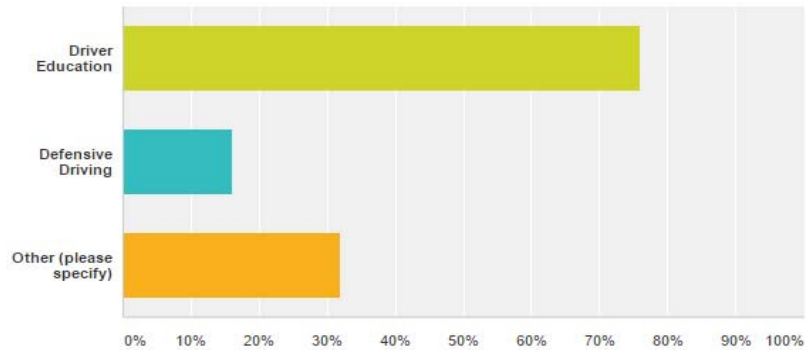
| Answer Options | Response Percent | Response Count |
|--------------------------|------------------|----------------|
| Yes | 45.5% | 10 |
| No | 54.5% | 12 |
| <i>answered question</i> | | 22 |
| <i>skipped question</i> | | 3 |



DKRK Survey of Program Use
July 2016 through September 30, 2016

7. Which of the following are your areas of instruction? (check all that apply)

| Answer Options | Response Percent | Response Count |
|--------------------------|------------------|----------------|
| Driver Education | 76.0% | 19 |
| Defensive Driving | 16.0% | 4 |
| Other (please specify) | 32.0% | 8 |
| <i>answered question</i> | | 25 |
| <i>skipped question</i> | | 0 |



| Number | Response Date | Other (please specify) | Categories |
|--------|----------------------|--|------------|
| 1 | Sep 15, 2016 4:19 AM | will soon begin "cycling in traffic" instruction | |
| 2 | Sep 9, 2016 11:49 PM | Driving only | |
| 3 | Sep 9, 2016 8:12 PM | Safety, Cycling, Local Governments. | |
| 4 | Sep 9, 2016 6:06 PM | Bicycle safety | |
| 5 | Aug 9, 2016 8:11 PM | Safety | |
| 6 | Aug 2, 2016 10:33 PM | None just interested enough to look. | |
| 7 | Aug 2, 2016 4:17 PM | New Employees | |
| 8 | Aug 2, 2016 3:53 PM | Traffic Safety | |